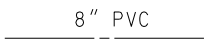
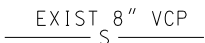
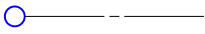
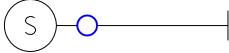

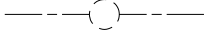

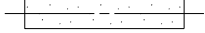
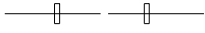

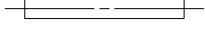



SEWER-LEGEND ON PLANS
USE ONLY THOSE SYMBOLS THAT APPLY TO THESE DRAWINGS

DESCRIPTION	STANDARD DRAWING	SYMBOL
NEW SEWER MAIN (INDICATE SIZE AND TYPE)	N/A	
EXISTING SEWER MAIN (INDICATE SIZE AND TYPE)	N/A	
SEWER MAIN CLEANOUT (INDICATE SIZE)	SC-01	
SEWER LATERAL CLEANOUT (INDICATE SIZE)	SC-01	
MANHOLE FOR SEWER MAINS 1500mm (60")	SM-01, SM-02, SM-09	
EXISTING SEWER MANHOLE ABANDONMENT	SM-08	
CONCRETE PIPE CRADLE	SP-03	
PIPE SUPPORT FOR UNDERCUT SEWER MAINS	WP-09	
SLOPE PROTECTION FOR SEWER MAINS	WP-05, WP-07	
CUTTING AND PLUGGING ABANDONED SEWER MAINS	WP-03	
PIPE CASING INSTALLATION FOR SEWER MAINS	WP-04	
PVC SEWER LATERAL (INDICATE SIZE)	SS-01, SS-02, SS-03	

NOTES:

1. STANDARD SYMBOLS FOR POTABLE AND RECYCLED FACILITIES SHALL BE AS SHOWN ON WI-06
2. USE ONLY THOSE SYMBOLS THAT APPLY TO THE IMPROVEMENT PLANS

STANDARD SYMBOLS FOR
SEWER CONSTRUCTION DRAWINGS

WATER AGENCIES' STANDARDS

COMMITTEE APPROVAL: 11/23/2011

DRAWING NUMBER: S I - 0 1